


MUNICIPIO DE COQUIMATLAN, COL.
Sistema Integral de Contabilidad Gubernamental
ESTADO ANALITICO DEL EJERCICIO DEL PRESUPUESTO DE EGRESOS
 Clasificación Administrativa

DEL 1 DE AGOSTO AL 31 DE AGOSTO DE 2024

Análisis por: Clasificación Administrativa

Clave Presupuestaria	Descripción	Aprobado Ago-Ago	Ampliaciones / (Reducciones) Ago-Ago	Modificado Ago-Ago	Dpc. Ago- Ago	Devengado Ago-Ago	Pagado Ago-Ago	Subejercicio Ago-Ago
UP-UR-UE								
01 REGIDORES		269,648.62	-450.00	269,198.62	0.00	269,198.62	268,498.62	0.00
01 01	REGIDORES	269,648.62	-450.00	269,198.62	0.00	269,198.62	268,498.62	0.00
01 01 01	DESPACHO DE REGIDORES	269,648.62	-450.00	269,198.62	0.00	269,198.62	268,498.62	0.00
02 PRESIDENCIA MUNICIPAL		294,346.40	-22,175.44	272,170.96	0.00	272,170.96	280,893.06	0.00
02 01	PRESIDENCIA MUNICIPAL	294,346.40	-22,175.44	272,170.96	0.00	272,170.96	280,893.06	0.00
02 01 01	DESPACHO DE PRESIDENCIA	156,755.33	-16,011.28	140,744.05	0.00	140,744.05	149,466.15	0.00
02 01 02	SECRETARIA PARTICULAR	137,591.07	-6,164.16	131,426.91	0.00	131,426.91	131,426.91	0.00
03 SECRETARIA DEL H AYUNTAMIENTO		1,016,665.81	2,067.98	1,018,733.79	0.00	1,018,733.79	993,815.58	0.00
03 01	SECRETARIA DEL H AYUNTAMIENTO	1,016,665.81	2,067.98	1,018,733.79	0.00	1,018,733.79	993,815.58	0.00
03 01 01	DESPACHO DE SECRETARIA DEL H AYUNTAMIENTO	465,443.19	-10,156.57	455,286.62	0.00	455,286.62	454,436.62	0.00
03 01 02	DIRECCION DE ASUNTOS JURIDICOS	82,916.20	-29,315.88	53,600.32	0.00	53,600.32	53,600.32	0.00
03 01 03	DIRECCION DE COMUNICACION SOCIAL	71,299.44	-1,019.44	70,280.00	0.00	70,280.00	70,280.00	0.00
03 01 04	DIRECCION DE CULTURA	83,641.05	7,937.80	91,578.85	0.00	91,578.85	91,578.85	0.00
03 01 05	DIRECCION DE DEPORTES	128,935.48	-2,776.46	126,159.02	0.00	126,159.02	126,659.02	0.00
03 01 07	DIRECCION DE REGISTRO CIVIL	0.00	0.00	0.00	0.00	0.00	0.00	0.00
03 01 08	JUNTA MUNICIPAL DE PUEBLO JUAREZ	166,280.45	37,948.53	204,228.98	0.00	204,228.98	179,660.77	0.00
03 01 09	COMISARIAS MUNICIPALES	18,150.00	-550.00	17,600.00	0.00	17,600.00	17,600.00	0.00
04 OFICIALIA MAYOR		3,232,770.62	457,835.82	3,690,606.44	0.00	3,690,606.44	3,298,616.92	0.00
04 01	OFICIALIA MAYOR	3,232,770.62	457,835.82	3,690,606.44	0.00	3,690,606.44	3,298,616.92	0.00
04 01 01	DESPACHO DE OFICIALIA MAYOR	1,863,602.91	-795,439.02	1,068,163.89	0.00	1,068,163.89	928,799.57	0.00
04 01 03	DEPARTAMENTO DE RECURSOS HUMANOS	1,338,836.41	1,253,274.84	2,592,111.25	0.00	2,592,111.25	2,339,486.05	0.00
04 01 05	DEPARTAMENTO DE INFORMATICA	30,331.30	0.00	30,331.30	0.00	30,331.30	30,331.30	0.00
05 TESORERIA MUNICIPAL		871,020.18	379,664.74	1,250,684.92	0.00	1,250,684.92	1,189,057.96	0.00
05 01	TESORERIA MUNICIPAL	871,020.18	379,664.74	1,250,684.92	0.00	1,250,684.92	1,189,057.96	0.00
05 01 01	DESPACHO DE TESORERIA MUNICIPAL	736,065.58	445,680.52	1,181,746.10	0.00	1,181,746.10	1,120,119.14	0.00
05 01 02	DIRECCION DE INGRESOS	20,602.60	9,373.51	29,976.11	0.00	29,976.11	29,976.11	0.00
05 01 03	DIRECCION DE EGRESOS Y CONTABILIDAD	59,189.71	-59,189.71	0.00	0.00	0.00	0.00	0.00
05 01 04	DIRECCION DE CATASTRO	55,162.29	-16,199.58	38,962.71	0.00	38,962.71	38,962.71	0.00
06 CONTRALOR MUNICIPAL		27,016.15	1,000.00	28,016.15	0.00	28,016.15	26,616.15	0.00
06 01	CONTRALOR MUNICIPAL	27,016.15	1,000.00	28,016.15	0.00	28,016.15	26,616.15	0.00
06 01 01	DESPACHO DEL CONTRALOR MUNICIPAL	27,016.15	1,000.00	28,016.15	0.00	28,016.15	26,616.15	0.00
07 DIRECCION DE OBRAS PUBLICAS, DESARROLLO URBANO Y ECOLOGIA		410,190.65	3,366,108.11	3,776,298.76	2,131,957.41	3,179,854.41	2,329,914.12	596,444.35
07 01	DIRECCION DE OBRAS PUBLICAS, DESARROLLO URBANO Y ECOLOGIA	410,190.65	3,366,108.11	3,776,298.76	2,131,957.41	3,179,854.41	2,329,914.12	596,444.35
07 01 01	DESPACHO DE LA DIRECCION DE OBRAS PUBLICAS, DESARROLLO URBANO Y ECOLOGIA	379,520.65	-112,840.98	266,679.67	1,740.00	264,939.67	253,239.67	1,740.00



MUNICIPIO DE COQUIMATLAN, COL.
Sistema Integral de Contabilidad Gubernamental
ESTADO ANALITICO DEL EJERCICIO DEL PRESUPUESTO DE EGRESOS

Clasificación Administrativa


DEL 1 DE AGOSTO AL 31 DE AGOSTO DE 2024

Análisis por: Clasificación Administrativa

Clave Presupuestaria	Descripción	Aprobado Ago-Ago	Ampliaciones / (Reducciones) Ago-Ago	Modificado Ago-Ago	DpC Ago-Ago	Devengado Ago-Ago	Pagado Ago-Ago	Subejercicio Ago-Ago
07 01 02	DEPARTAMENTO DE OBRAS PUBLICAS	30,670.00	3,468,640.04	3,499,310.04	2,130,217.	2,904,605.69	2,066,365.40	594,704.35
07 01 04	DEPARTAMENTO DE ECOLOGIA	0.00	10,309.05	10,309.05	0.00	10,309.05	10,309.05	0.00
08	DIRECCION DE SERVICIOS PUBLICOS	2,301,914.87	-220,282.37	2,081,632.50	0.00	2,081,632.50	1,957,695.62	0.00
08 01	DIRECCION DE SERVICIOS PUBLICOS	2,301,914.87	-220,282.37	2,081,632.50	0.00	2,081,632.50	1,957,695.62	0.00
08 01 01	DESPACHO DE LA DIRECCION DE SERVICIOS PUBLICOS	2,301,914.87	-280,562.05	2,021,352.82	0.00	2,021,352.82	1,897,415.94	0.00
08 01 03	DEPARTAMENTO DE PARQUES Y JARDINES	0.00	48,988.24	48,988.24	0.00	48,988.24	48,988.24	0.00
08 01 04	DEPARTAMENTO DE RASTRO MUNICIPAL	0.00	0.00	0.00	0.00	0.00	0.00	0.00
08 01 06	DEPARTAMENTO DE PANTEON	0.00	11,291.44	11,291.44	0.00	11,291.44	11,291.44	0.00
09	DIRECCION DE SEGURIDAD PUBLICA, TRANSITO Y VIALIDAD	1,455,046.41	-134,850.54	1,320,195.87	0.00	1,320,195.87	1,359,066.84	0.00
09 01	DIRECCION DE SEGURIDAD PUBLICA, TRANSITO Y VIALIDAD	1,455,046.41	-134,850.54	1,320,195.87	0.00	1,320,195.87	1,359,066.84	0.00
09 01 01	SEGURIDAD PUBLICA, TRANSITO Y VIALIDAD	1,455,046.41	-134,850.54	1,320,195.87	0.00	1,320,195.87	1,359,066.84	0.00
10	DIRECCION DE DESARROLLO MUNICIPAL	243,433.97	-7,314.28	236,119.69	0.00	236,119.69	235,419.69	0.00
10 01	DIRECCION DE DESARROLLO MUNICIPAL	243,433.97	-7,314.28	236,119.69	0.00	236,119.69	235,419.69	0.00
10 01 01	DESPACHO DE LA DIRECCION DE DESARROLLO MUNICIPAL	105,814.20	4,597.56	110,411.76	0.00	110,411.76	110,211.76	0.00
10 01 02	DEPARTAMENTO DE PLANEACION	127,310.72	-11,911.84	115,398.88	0.00	115,398.88	114,898.88	0.00
10 01 04	DEPARTAMENTO DE DESARROLLO RURAL	10,309.05	0.00	10,309.05	0.00	10,309.05	10,309.05	0.00
11	ORGANISMOS PUBLICOS DESCENTRALIZADOS	766,666.66	0.00	766,666.66	0.00	766,666.66	766,666.66	0.00
11 01	ORGANISMOS PUBLICOS DESCENTRALIZADOS	766,666.66	0.00	766,666.66	0.00	766,666.66	766,666.66	0.00
11 01 01	DIF MUNICIPAL	766,666.66	0.00	766,666.66	0.00	766,666.66	766,666.66	0.00
12	OBRA PUBLICA E INVERSION	3,846,890.60	-3,846,890.60	0.00	0.00	0.00	0.00	0.00
12 01	OBRA PUBLICA	3,846,890.60	-3,846,890.60	0.00	0.00	0.00	0.00	0.00
12 01 01	OBRA PUBLICA	3,846,890.60	-3,846,890.60	0.00	0.00	0.00	0.00	0.00
13	DEUDA PUBLICA	143,911.45	379,625.72	523,537.17	0.00	523,537.17	523,537.17	0.00
13 01	DEUDA PUBLICA	143,911.45	379,625.72	523,537.17	0.00	523,537.17	523,537.17	0.00
13 01 01	DEUDA PUBLICA	143,911.45	379,625.72	523,537.17	0.00	523,537.17	523,537.17	0.00
14	TRANSFERENCIAS, SUBSIDIOS Y AYUDAS	38,000.00	-7,000.00	31,000.00	0.00	31,000.00	31,000.00	0.00
14 03	AYUDAS	38,000.00	-7,000.00	31,000.00	0.00	31,000.00	31,000.00	0.00
14 03 01	AYUDAS SOCIALES A PERSONAS	38,000.00	-7,000.00	31,000.00	0.00	31,000.00	31,000.00	0.00
TOTAL DEL GASTO:		14,917,522.39	347,339.14	15,264,861.53	2,131,957.	14,668,417.18	13,260,798.39	596,444.3

92

5




MUNICIPIO DE COQUIMATLAN, COL.
Sistema Integral de Contabilidad Gubernamental
ESTADO ANALITICO DEL EJERCICIO DEL PRESUPUESTO DE EGRESOS

Clasificación Administrativa

DEL 1 DE ENERO AL 31 DE AGOSTO DE 2024

Análisis por: Clasificación Administrativa

Clave Presupuestaria UP-UR-UE	Descripción	Aprobado Ene-Ago	Ampliaciones / (Reducciones) Ene-Ago	Modificado Ene-Ago	DpC Ene- Ago	Devengado Ene-Ago	Pagado Ene-Ago	Subejercicio Ene-Ago
01	REGIDORES	2,154,788.96	933.46	2,155,722.42	0.00	2,155,722.42	2,152,472.42	0.00
01 01	REGIDORES	2,154,788.96	933.46	2,155,722.42	0.00	2,155,722.42	2,152,472.42	0.00
01 01 01	DESPACHO DE REGIDORES	2,154,788.96	933.46	2,155,722.42	0.00	2,155,722.42	2,152,472.42	0.00
02	PRESIDENCIA MUNICIPAL	2,003,250.03	55,666.88	2,058,916.91	0.00	2,058,916.91	2,046,080.77	0.00
02 01	PRESIDENCIA MUNICIPAL	2,003,250.03	55,666.88	2,058,916.91	0.00	2,058,916.91	2,046,080.77	0.00
02 01 01	DESPACHO DE PRESIDENCIA	1,243,341.30	64,603.62	1,307,944.92	0.00	1,307,944.92	1,295,108.78	0.00
02 01 02	SECRETARIA PARTICULAR	759,908.73	-8,936.74	750,971.99	0.00	750,971.99	750,971.99	0.00
03	SECRETARIA DEL H AYUNTAMIENTO	6,190,054.59	-23,801.85	6,166,252.74	10.00	6,166,242.74	6,137,461.53	10.00
03 01	SECRETARIA DEL H AYUNTAMIENTO	6,190,054.59	-23,801.85	6,166,252.74	10.00	6,166,242.74	6,137,461.53	10.00
03 01 01	DESPACHO DE SECRETARIA DEL H AYUNTAMIENTO	2,849,160.15	-74,899.31	2,774,260.84	10.00	2,774,250.84	2,770,037.84	10.00
03 01 02	DIRECCION DE ASUNTOS JURIDICOS	455,460.05	12,277.39	467,737.44	0.00	467,737.44	467,737.44	0.00
03 01 03	DIRECCION DE COMUNICACION SOCIAL	488,734.68	-53,927.04	434,807.64	0.00	434,807.64	434,807.64	0.00
03 01 04	DIRECCION DE CULTURA	500,594.82	7,783.73	508,378.55	0.00	508,378.55	508,378.55	0.00
03 01 05	DIRECCION DE DEPORTES	836,972.01	2,102.46	839,074.47	0.00	839,074.47	839,074.47	0.00
03 01 07	DIRECCION DE REGISTRO CIVIL	0.00	8,794.00	8,794.00	0.00	8,794.00	8,794.00	0.00
03 01 08	JUNTA MUNICIPAL DE PUEBLO JUAREZ	913,932.88	78,466.92	992,399.80	0.00	992,399.80	967,831.59	0.00
03 01 09	COMISARIAS MUNICIPALES	145,200.00	-4,400.00	140,800.00	0.00	140,800.00	140,800.00	0.00
04	OFICIALIA MAYOR	24,649,751.43	-6,777,727.57	17,872,023.86	463.68	17,871,560.18	16,865,426.27	463.68
04 01	OFICIALIA MAYOR	24,649,751.43	-6,777,727.57	17,872,023.86	463.68	17,871,560.18	16,865,426.27	463.68
04 01 01	DESPACHO DE OFICIALIA MAYOR	13,973,692.72	-6,875,324.13	7,098,368.59	463.68	7,097,904.91	6,945,886.64	463.68
04 01 03	DEPARTAMENTO DE RECURSOS HUMANOS	10,434,616.09	94,326.07	10,528,942.16	0.00	10,528,942.16	9,674,826.52	0.00
04 01 05	DEPARTAMENTO DE INFORMATICA	241,442.62	3,270.49	244,713.11	0.00	244,713.11	244,713.11	0.00
05	TESORERIA MUNICIPAL	4,959,579.49	4,244,136.80	9,203,716.29	0.00	9,203,716.29	9,138,689.33	0.00
05 01	TESORERIA MUNICIPAL	4,959,579.49	4,244,136.80	9,203,716.29	0.00	9,203,716.29	9,138,689.33	0.00
05 01 01	DESPACHO DE TESORERIA MUNICIPAL	4,133,250.25	4,478,629.71	8,611,879.96	0.00	8,611,879.96	8,546,853.00	0.00
05 01 02	DIRECCION DE INGRESOS	162,827.00	1,349.71	164,176.71	0.00	164,176.71	164,176.71	0.00
05 01 03	DIRECCION DE EGRESOS Y CONTABILIDAD	364,236.99	-95,166.84	269,070.15	0.00	269,070.15	269,070.15	0.00
05 01 04	DIRECCION DE CATASTRO	299,265.25	-140,675.78	158,589.47	0.00	158,589.47	158,589.47	0.00
06	CONTRALOR MUNICIPAL	214,161.41	16,370.86	230,532.27	0.00	230,532.27	228,532.27	0.00
06 01	CONTRALOR MUNICIPAL	214,161.41	16,370.86	230,532.27	0.00	230,532.27	228,532.27	0.00
06 01 01	DESPACHO DEL CONTRALOR MUNICIPAL	214,161.41	16,370.86	230,532.27	0.00	230,532.27	228,532.27	0.00
07	DIRECCION DE OBRAS PUBLICAS, DESARROLLO URBANO Y ECOLOGIA	1,919,101.53	27,182,245.69	29,101,347.22	228,213.79	20,975,205.09	19,123,339.91	8,126,142.
07 01	DIRECCION DE OBRAS PUBLICAS, DESARROLLO URBANO Y ECOLOGIA	1,919,101.53	27,182,245.69	29,101,347.22	228,213.79	20,975,205.09	19,123,339.91	8,126,142.
07 01 01	DESPACHO DE LA DIRECCION DE OBRAS PUBLICAS, DESARROLLO URBANO Y ECOLOGIA	1,754,524.32	4,332,691.59	6,087,215.91	197,747.62	2,856,494.83	2,264,856.50	3,230,721.



MUNICIPIO DE COQUIMATLAN, COL.

Sistema Integral de Contabilidad Gubernamental

ESTADO ANALITICO DEL EJERCICIO DEL PRESUPUESTO DE EGRESOS

Clasificación Administrativa

DEL 1 DE ENERO AL 31 DE AGOSTO DE 2024

Análisis por: Clasificación Administrativa

Clave Presupuestaria	Descripción	Aprobado Ene-Ago	Ampliaciones / (Reducciones) Ene-Ago	Modificado Ene-Ago	DpC Ene-Ago	Devengado Ene-Ago	Pagado Ene-Ago	Subejercicio Ene-Ago
07 01 02	DEPARTAMENTO DE OBRAS PUBLICAS	164,577.21	22,823,947.75	22,988,524.96	30,466.17	18,093,103.91	16,832,877.06	4,895,421.00
07 01 04	DEPARTAMENTO DE ECOLOGIA	0.00	25,606.35	25,606.35	0.00	25,606.35	25,606.35	0.00
08	DIRECCION DE SERVICIOS PUBLICOS	15,477,332.14	-2,096,444.27	13,380,887.87	0.00	13,380,887.87	12,948,451.25	0.00
08 01	DIRECCION DE SERVICIOS PUBLICOS	15,477,332.14	-2,096,444.27	13,380,887.87	0.00	13,380,887.87	12,948,451.25	0.00
08 01 01	DESPACHO DE LA DIRECCION DE SERVICIOS PUBLICOS	15,466,596.78	-2,522,369.93	12,944,226.85	0.00	12,944,226.85	12,511,790.23	0.00
08 01 03	DEPARTAMENTO DE PARQUES Y JARDINES	0.00	352,465.58	352,465.58	0.00	352,465.58	352,465.58	0.00
08 01 04	DEPARTAMENTO DE RASTRO MUNICIPAL	10,735.36	9,353.84	20,089.20	0.00	20,089.20	20,089.20	0.00
08 01 06	DEPARTAMENTO DE PANTEON	0.00	64,106.24	64,106.24	0.00	64,106.24	64,106.24	0.00
09	DIRECCION DE SEGURIDAD PUBLICA, TRANSITO Y VIALIDAD	11,664,310.73	518,766.44	12,183,077.17	0.00	12,183,077.17	12,101,119.06	0.00
09 01	DIRECCION DE SEGURIDAD PUBLICA, TRANSITO Y VIALIDAD	11,664,310.73	518,766.44	12,183,077.17	0.00	12,183,077.17	12,101,119.06	0.00
09 01 01	SEGURIDAD PUBLICA, TRANSITO Y VIALIDAD	11,664,310.73	518,766.44	12,183,077.17	0.00	12,183,077.17	12,101,119.06	0.00
10	DIRECCION DE DESARROLLO MUNICIPAL	1,522,704.97	-35,236.79	1,487,468.18	0.00	1,487,468.18	1,486,768.18	0.00
10 01	DIRECCION DE DESARROLLO MUNICIPAL	1,522,704.97	-35,236.79	1,487,468.18	0.00	1,487,468.18	1,486,768.18	0.00
10 01 01	DESPACHO DE LA DIRECCION DE DESARROLLO MUNICIPAL	637,144.60	-14,746.89	622,397.71	0.00	622,397.71	622,197.71	0.00
10 01 02	DEPARTAMENTO DE PLANEACION	804,085.62	-9,515.75	794,569.87	0.00	794,569.87	794,069.87	0.00
10 01 04	DEPARTAMENTO DE DESARROLLO RURAL	81,474.75	-10,974.15	70,500.60	0.00	70,500.60	70,500.60	0.00
11	ORGANISMOS PUBLICOS DESCENTRALIZADOS	6,133,333.28	0.00	6,133,333.28	0.00	6,133,333.28	6,133,333.28	0.00
11 01	ORGANISMOS PUBLICOS DESCENTRALIZADOS	6,133,333.28	0.00	6,133,333.28	0.00	6,133,333.28	6,133,333.28	0.00
11 01 01	DIF MUNICIPAL	6,133,333.28	0.00	6,133,333.28	0.00	6,133,333.28	6,133,333.28	0.00
12	OBRA PUBLICA E INVERSION	30,775,124.80	-	1,000,000.00	453.60	299,863.92	299,863.92	700,136.00
12 01	OBRA PUBLICA	30,775,124.80	-29,775,124.80	1,000,000.00	453.60	299,863.92	299,863.92	700,136.08
12 01 01	OBRA PUBLICA	30,775,124.80	-29,775,124.80	1,000,000.00	453.60	299,863.92	299,863.92	700,136.08
13	DEUDA PUBLICA	1,136,178.35	3,673,605.10	4,809,783.45	0.00	4,809,783.45	4,713,771.09	0.00
13 01	DEUDA PUBLICA	1,136,178.35	3,673,605.10	4,809,783.45	0.00	4,809,783.45	4,713,771.09	0.00
13 01 01	DEUDA PUBLICA	1,136,178.35	3,673,605.10	4,809,783.45	0.00	4,809,783.45	4,713,771.09	0.00
14	TRANSFERENCIAS, SUBSIDIOS Y AYUDAS	226,650.00	-32,050.00	194,600.00	0.00	194,600.00	194,600.00	0.00
14 03	AYUDAS	226,650.00	-32,050.00	194,600.00	0.00	194,600.00	194,600.00	0.00
14 03 01	AYUDAS SOCIALES A PERSONAS	226,650.00	-32,050.00	194,600.00	0.00	194,600.00	194,600.00	0.00
TOTAL DEL GASTO:		109,026,321.71	-3,048,660.05	105,977,661.66	6	97,150,909.77	93,569,909.28	826,751.89